

TracPipe[®] PS-II

Polyethylene-Sleeved Flexible Gas Piping by OmegaFlex[®]

The Underground CSST System



LAUNCH YOUR OWN COUNTERSTRIKE - BUY AMERICAN



TracPipe[®] PS-II
Polyethylene-Sleeved Flexible Gas Piping by OmegaFlex[®]

Residential Applications

A pre-sleeved, "one-step" gas installation system for underground, rooftop, or exterior wall applications. TracPipe[®] PS-II can be installed under buildings, slab, roads, driveways – it's perfect for gas installations in a variety of applications where speed, reliability, and safety are paramount.

TracPipe PS-II listing #PMG 1052



Product Capabilities

Popular TracPipe[®] system features:

- Pre-sleeved with flexible black jacket and yellow layline for underground applications.
- Vented containment system for added safety.
- Installs in a fraction of the time for other underground piping materials.
- Resistant to damage.
- Easy to handle.
- Quick attachment fittings.
- Supports/contains NPT connections.
- Installs in long lengths without joints.
- Use with couplings and extensions to minimize scrap.



Product advantages over other materials


- Lower installed cost
- Shortened installation time
- Easy to handle
- Flexible
- Ease of connection
- Wide range of fittings



TracPipe[®] PS-II

TracPipe[®] PS-II flexible gas piping is constructed from standard TracPipe stainless steel flexible gas pipe sleeved in a polyethylene sleeve that acts as a vented containment system.

TracPipe[®] PS-II is supplied in standard lengths on reels or custom cut lengths. Product should be stored in an area that will not expose it to damage or outdoor elements.



PS-II fittings are constructed from patented AutoFlare[®] fittings with a plastic containment coupling and 1/4" NPT vent port. Fittings assemble without special tools.

Commercial Applications

TracPipe® PS-II excels at inside underground applications. PS-II is a flexible polyethylene-pre-sleeved corrugated stainless steel tubing system for underground, rooftop, or exterior wall applications. It may be installed under buildings, slab, and driveways.




Applications

- Under Buildings/Slab
- Rooftops
- Exterior walls
- Pool Heaters
- School Labs
- Barbecues
- Island Ranges
- Gas lamps/torches
- Stadiums



Factory conversion for condos.



Gas stove for restaurant.



The flexibility and long lengths of TracPipe PS-II allowed for a total install time of just 36 hours versus an estimated 1200 hours for black iron pipe.




Through parking garage for new apartment complex.



Fitting Components

Tools Required for Assembly:

- Utility knife with sharp blade
- Appropriate size adjustable or monkey wrenches
- Tubing cutter:
 - For 3/8" to 3/4" Use: FGP-TC-151 Ridgid Tubing Cutter with TracPipe cutting wheel (FGP-E-5272)
 - For 1" to 2" Use: FGP-TC-152 Ridgid Tubing Cutter with TracPipe cutting wheel (FGP-E-5272)
- Reciprocating saw or hacksaw



PS-II is constructed from standard TracPipe stainless steel tubing but is sleeved with a fluted polyethylene jacket that acts as a vented containment system.

TUBING

Part Number	Size
FGP-UGP-375-250	3/8"
FGP-UGP-500-250	1/2"
FGP-UGP-500-100	1/2"
FGP-UGP-750-250	3/4"
FGP-UGP-750-100	3/4"
FGP-UGP-100-250	1"
FGP-UGP-100-100	1"
FGP-UGP-125-150*	1 1/4"
FGP-UGP-150-150*	1 1/2"
FGP-UGP-200-150*	2"

*not shipped on reel

FITTINGS

Part Number	Style
FGP-UGF-375	3/8" NPT Male
FGP-UGF-500	1/2" NPT Male
FGP-UGF-750	3/4" NPT Male
FGP-UGF-1000	1" NPT Male
FGP-UGF-1250	1 1/4" NPT Male
FGP-UGF-1500	1 1/2" NPT Male
FGP-UGF-2000	2" NPT Male

COUPLINGS

Part Number	Style
FGP-UGC-375	3/8" T/P Coupling
FGP-UGC-500	1/2" T/P Coupling
FGP-UGC-750	3/4" T/P Coupling
FGP-UGC-1000	1" T/P Coupling
FGP-UGC-1250	1 1/4" T/P Coupling
FGP-UGC-1500	1 1/2" T/P Coupling
FGP-UGC-2000	2" T/P Coupling

Note: When installing coupling FGP-UGC-XXX, the same instructions apply except metallic parts of the fitting must be wrapped in a code approved manner (e.g. mastic used for wrapping metallic pipe).




Unroll pipe into trench or on the ground and cut to desired length – plus one foot. Cutting up to 1" can be done with a large tubing cutter. For 1 1/4" – 2" sizes, a reciprocating saw is recommended.



Mark the sleeve at specified length on the Strip Length Chart (above) – plus 2".



Using the appropriate tubing cutter with the appropriately sized Cutting Wheel, score the black sleeve approximately half of the way through. Use extreme care not to cut down to the stainless corrugated pipe. No more than two turns in on the cutter is sufficient. Inspect tube for scoring from the tubing cutter.



Carefully, finish cutting through the sleeve down to the stainless corrugated pipe using a sharp utility knife.



Using a twisting motion, remove the black sleeve and yellow jacket from the pipe. It may be necessary to cut sleeve longitudinally and peel off on larger sizes. Inspect stainless pipe for scoring from the tubing cutter.



Using the tubing cutter, trim corrugated pipe to strip length specified on the Strip Length Chart shown above. Cut slowly in the root of the corrugation in the same manner you would cut copper tubing. Inspect end of pipe for a clean cut without tears in corrugation.



Remove adapter and split rings from fitting. Attach adapter to equipment. Slip coupling and nut over end of pipe all the way to expose first corrugations of pipe. Insert split rings into first corrugation as shown.



Holding the black coupling, slide fitting up to capture split rings into nut. Be sure split rings slip all the way to the base of the internal threads. Assembly is now ready to be attached to the adapter on the equipment.



Thread the nut onto adapter previously installed on the equipment. Using appropriate wrenches, hold adapter and tighten nut to proper torque specified. Do not overtighten or use any thread sealants on this connection. This is a metal-to-metal seat and will not seal if pipe dope or thread sealants are used. Sealants are to be used on the NPT connection to the equipment only!



tracpipe.com

Omega Flex®, TracPipe®, Autoflare®, TracPipe® CounterStrike®, and TracPipe® PS-II are all registered trademarks of Omega Flex, Inc.
© Omega Flex, Inc. 2026

OmegaFlex®

Omega Flex, Inc. • 451 Creamery Way • Exton, PA 19341-2509
1-800-671-8622 Fax 610-524-7282

FGP-099 Rev 01/26